

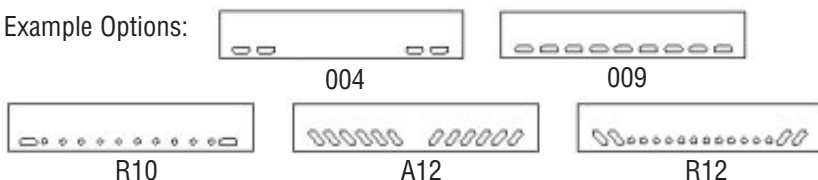
BASIC BOLT PATTERNS

These are the basic bolt patterns. All bumpers may be ordered with any of the following options:

- 06 Texas Square 18" Taper End
- 11 Texas Square 18" Box End
- 51 Texas Square 20" Box End
- 52 Texas Square 22" Box End

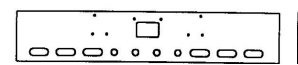
Light Holes may be added for any custome configuration.

Example Options:



Boxed End Light Options

Add to the end of the part number.



Hc-0010-11-006-R4-B3

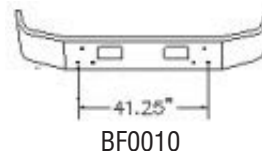
Above is a sample order for a 379 Pete Boxed End with 6 ovals, 4 round and 3 on the end.

Air Dam Available for Most Models

FORD

L, LN, LT, LTN, LTL, 800, 8000, 900, 9000, 1987 LN7000

AEROMAX SET BACK AXLE L, LS, LA, LTS, LTA, 9000




INTERNATIONAL

Conv. 4200, 4300



2200, 2500 Sa



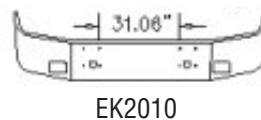
1700, 1800, 1900 S



COE 9670, Conv. 9370, 9300



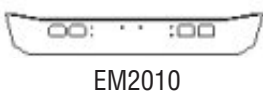
Prior to 1997 Conv. 9400 Set Back Axle



Midrange 4600, 4700, 4900, 7100, 8100, 8200, 8300 (4 Bolt Pattern)



Midrange 4600, 4700, 4900, 7100, 8100, 8300 (2 Bolt Pattern)



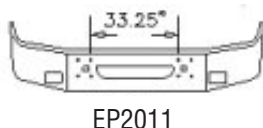
1998 - 1999 Eagle 9900



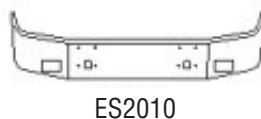
2000 and Newer 9900 IX



1997 and Newer 9100, 9200, 9400



Prior to 1996 9200



2005 4300 DT466

