









rockwood interior cont.



PA-02	S/S - Switch Guard - No Engraving	370 series up through 2000 year models	
PA-302A	Chrome S/S - Switch Guard Cover - Axle Differential	2001 and newer 370 series (Ergonomic) model dashes	
PA-302AS	Chrome S/S - Switch Guard Cover - Air Suspension	2001 and newer 370 series (Ergonomic) model dashes	PA-302A
PA-302DV	Chrome S/S - Switch Guard Cover - Dump Valve	2001 and newer 370 series (Ergonomic) model dashes	
PA-302F	Chrome S/S - Switch Guard Cover - Fifth Wheel	2001 and newer 370 series (Ergonomic) model dashes	
PA-302FB	Chrome S/S - Switch Guard Cover - Front Brakes	2001 and newer 370 series (Ergonomic) model dashes	PA-302AS
PA-302FLD	Chrome S/S - Switch Guard Cover - Front Full Locking Differential	2001 and newer 370 series (Ergonomic) model dashes	
PA-302G	Chrome S/S - Switch Guard Cover - Tail Gate	2001 and newer 370 series (Ergonomic) model dashes	
PA-302KP	Chrome S/S - Switch Guard Cover - King Pin Release	2001 and newer 370 series (Ergonomic) model dashes	PA-302F
PA-302LA	Chrome S/S - Switch Guard Cover - Lift Axle	2001 and newer 370 series (Ergonomic) model dashes	
PA-302MD	Chrome S/S - Switch Guard Cover - Full Locking Main Differential	2001 and newer 370 series (Ergonomic) model dashes	
PA-302P	Chrome S/S - Switch Guard Cover - Power Take Off	2001 and newer 370 series (Ergonomic) model dashes	PDA128
PA-302PA	Chrome S/S - Switch Guard Cover - Pusher Axle	2001 and newer 370 series (Ergonomic) model dashes	
PA-302RLD	Chrome S/S - Switch Guard Cover - Rear Full Locking Differential	2001 and newer 370 series (Ergonomic) model dashes	
PA-302T	Chrome S/S - Switch Guard Cover - Traction Equalizer	2001 and newer 370 series (Ergonomic) model dashes	PE-15C
PA-302TLAS	Chrome S/S - Switch Guard Cover - Trailer Air Suspension	2001 and newer 370 series (Ergonomic) model dashes	
PA-302WB	Chrome S/S - Switch Guard Cover - Winching Brake	2001 and newer 370 series (Ergonomic) model dashes	
PDA128	Door Pocket - S/S - One Long & One Short - w/Genuine African Rosewood Trim - w/1 Red LED M3 Millenium Light on each Pocket	359 and 370 series	PE-19CC
PDH041	Door Handle/Armrest - w/Fingergrips - Solid Genuine Cherrywood - Close Match to American/Canadian Class Interior - Includes Factory Mounted Chrome Plated Windowsill	2002 and newer 370 series models	
PE-15C	S/S - Switch Plate - Cruise Control - Two Switch	1987 - 2000 370 series models	PE-25EB1
PE-19CC	S/S - Switch Plate - Fits Cummins Celect	1987 - 2000 370 series models	
PE-25EB1	S/S - Switch Plate - Engine Brake	1987 - 2000 370 series models	
PE-26AL	S/S - Switch Plate - Auxiliary Light	359 and 370 series models	PE-26AL
PE-26BL	S/S - Switch Plate - Bumper Lights	359 and 370 series models	
PE-26CHL	S/S - Switch Plate - Chicken Lights	359 and 370 series models	
PE-26CL	S/S - Switch Plate - Clearance Lights	359 and 370 series models	
PE-26DN	S/S - Switch Plate - Day/Night	359 and 370 series models	
PE-26DV	S/S - Switch Plate - Dump Valve	359 and 370 series models	
PE-26E	S/S - Switch Plate - Ether	359 and 370 series models	
PE-26EF	S/S - Switch Plate - Engine Fan	359 and 370 series models	
PE-26FG	S/S - Switch Plate - Fog Lights	359 and 370 series models	
PE-26FLR	S/S - Switch Plate - Fuel Left/Right	359 and 370 series models	